



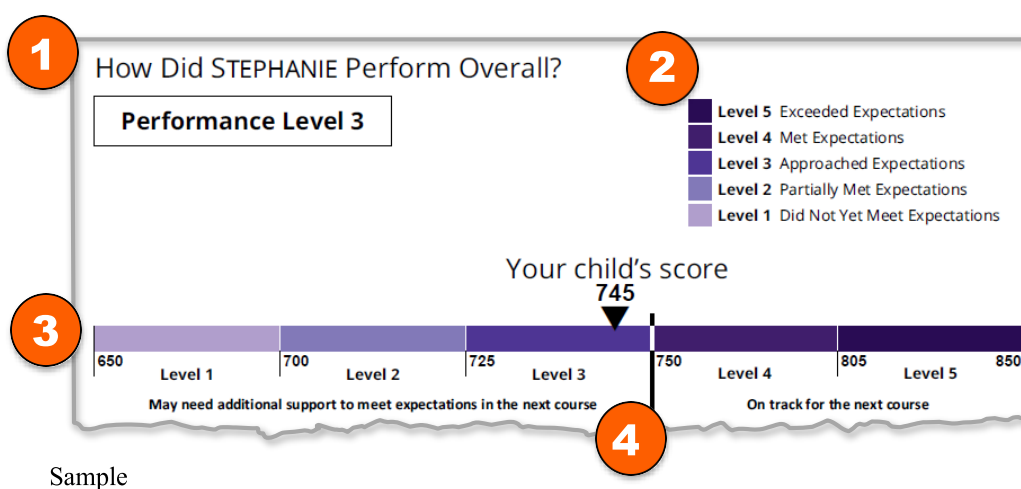
Parent Guide: Mathematics Student Score Report

The PARCC math test measures how well students are meeting academic expectations and learning the knowledge and skills they need in order to stay on track in school to be prepared for college or a career. The test measures complex skills such as critical thinking and problem-solving. It is just one of many ways that teachers and schools measure whether your child is on track for success.

Teachers use the scores to improve teaching and learning and to customize instruction to meet each student's needs. Parents receive one report for English language arts and one for mathematics.

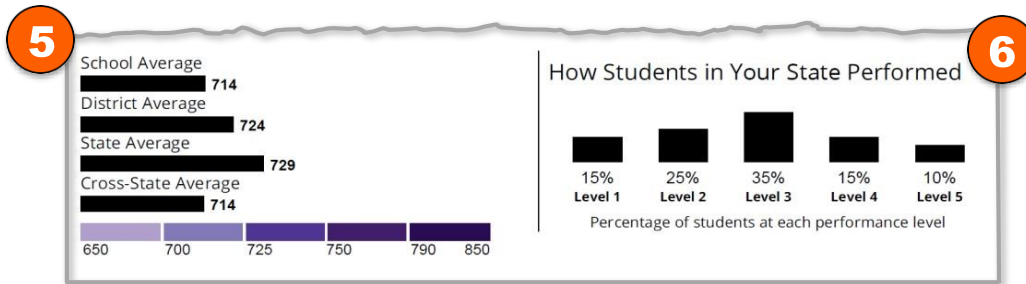
NOTE: Below is a sample score report.

Key Information in the Score Report



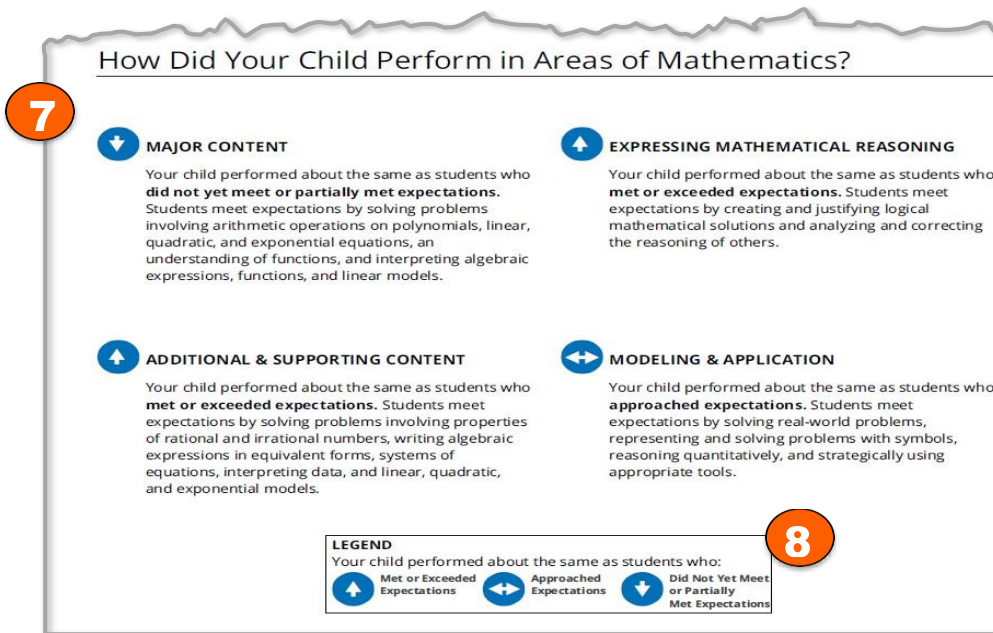
Sample

- 1 How did your child do overall?** Your child's score (see below) fits into one of five performance levels. Level 1 is the lowest performance level; Level 5 is the highest. See #2 for an explanation of what each level means.
- 2 What does each performance level mean?** Level 4 is the target. It shows that your child has met expectations and is well prepared for the next grade level or course. (This is what some states call "proficient.") Levels 1, 2 and 3 show a child did not fully meet expectations. Level 5 shows the child did better than what is expected for the grade level or course.
- 3 What was my child's score?** The purple bar graph shows the score ranges for each performance level. In addition to the exact score, the black triangle shows how close your child's score is to the next performance level.
- 4 Is my child on track?** The words under the purple bar graph show that students who score at Level 1, 2 or 3 may need extra help to be successful at the next grade level. Students performing at Level 4 or Level 5 are on track for the next grade level or course.



Sample

- 5** **How do I compare scores?** Unlike many previous state test score reports, PARCC score reports show how your student is performing compared to the average for students on the same test in the school, district, and state. *Some states also include a comparison to students in all states that took the test, called the cross-state average.*
- 6** **How did students in my state do?** This shows the percentage of students at each performance level in your state. This gives you a sense of how students are doing overall in your state, and how your child’s performance compares.



Sample

- 7** **How did my child do in different areas of mathematics?** This section shows where your child is excelling and where he/she needs extra support. Each area, such as *major content* and *expressing mathematical reasoning*, includes a description of what it looks like to meet the expectations.
- 8** **What do the arrows mean?** The arrows give you a quick rundown on how your child is doing compared to students who are meeting expectations. The legend explains that in words.

How will my child's school use the results?

The test results provide just one measure – a snapshot in time – of student achievement. Although schools should never make important decisions about students based on one measure alone, the tests provide families with objective information about whether their children are academically on track, and they help educators compare the performance of their students with others across the state and even other states.

Schools and districts can use the report information to better plan instruction, support, and enrichment for students. Teachers can use this information to personalize instruction to meet individual student needs. Parents can use this information to understand their child's needs and strengths and work with his/her teachers and school to support their child at home.

How can I use my child's score report?

It is important to have regular check-ins with teachers to help ensure your child is learning the skills necessary to remain on track.

Ask your child's teachers:

- What do you see as my child's academic strengths and areas for improvement?
- How will you use these test results to help my child make progress this school year?

Ask your child's principal or teacher for information on the school curriculum and the types of learning experiences provided to students. You may also wish to ask about how local and state test results contribute to school improvements.

Where can I find more resources?

- UnderstandTheScore.org – View sample test questions and learn more about how parents and teachers can use the information from the score reports.
- Pta.org/parents – Learn more about grade-level expectations and view the PTA's parent guides for student success.
- Belearninghero.org – Tips on how to help your child succeed in school.
- Greatschools.org/gk/common-core-test-guide – Find out what skills your child should learn at each grade level and in each course and how you can help at home.