



Start Strong: Fall 2022 Administrations

Mullica Township School District

January 25, 2023

**Support in
Identifying
Student
Needs**





Start Strong Assessment Overview



Start Strong Fall 2022 assessments:

- Produced information to be used as a standards-based complement to the resources used by educators in their classrooms to evaluate the needs of students.
- Were administered quickly, in person, and provided immediate results.

Start Strong Fall 2022 assessments do not:

- Replace local standards-based benchmark assessments districts may already have in place.
- Replace the spring 2023 New Jersey Student Learning Assessments (NJSLA) statewide summative assessments or are predictive of their results.





Start Strong Test Design



- Based on a **subset** of prioritized **prior-year** academic standards to provide a data point on the level of support a student may need to engage in grade-level content.
 - Example: Grade 5 ELA Start Strong assessment is aligned to a subset of the NJSLS for Grade 4 ELA.
- Used **released** high-quality items from the NJSLA item bank
- Contained efficient question types to produce on-demand results for educators
- Could be administered in 45–60 minutes

Note: The test design, which allowed for shortened testing time and immediate results, means that Start Strong results must be interpreted and used differently than NJSLA results. They do not cover the breadth and depth of standards as seen on the NJSLA and do not support the same comparisons or inferences about student proficiency.

Start Strong Grade And Content Alignment

Grade Enrollment



If the student is currently enrolled in...	Start Strong is based on...
Grade 4	Grade 3 ELA & Math content
Grade 5	Grade 4 ELA & Math content
Grade 6	Grade 5 ELA, Math & Science content
Grade 7	Grade 6 ELA & Math content
Grade 8	Grade 7 ELA & Math content





Start Strong Result Interpretation Considerations (1 of 2)



- When publicly reporting assessment results, consider the impacts of COVID-19 on learning.
- Districts **should not** compare any individual student/school/district Start Strong data to any NJSLA data.
- Please note that the Start Strong assessments were **not** designed to predict future student performance on the NJSLA, nor was it designed to estimate what score a student would have received if they had taken the NJSLA in spring 2022.

Start Strong Result Interpretation Considerations (2 of 2)



Start Strong assessments provide a data point to support:

- District-level curriculum planning and revisiting prerequisite concepts and skills
- Evaluating scope and sequence based on distribution of student support needs
- Providing professional learning supports for differentiation and scaffolding based on student results, aligned to principles and practices outlined in the [NJDOE Learning Acceleration Guide](#)
- Using the Individual Student Reports (ISRs) for conversations between parents and educators on where their child might need support at the beginning of the school year





District And School Context That Impacted Start Strong Data



- The Department encourages districts to clearly and prominently provide information about the context of Start Strong data, including its limitations as a result of the pandemic or other factors.
- As always, assessment data should be analyzed alongside other important measures of student outcomes, like benchmark assessments, teacher-created formative assessments, and attendance data to provide a more complete perspective on resources, support, and student success.

Mullica Township School District's Number of Students Tested Start Strong Fall 2022 Administrations



English Language Arts	Students Tested
ELA04	46
ELA05	51
ELA06	77
ELA07	66
ELA08	75
Total	315

Mathematics	Students Tested
MAT04	47
MAT05	52
MAT06	77
MAT07	66
MAT08	75
Total	317

Science	Students Tested
SC06	77
Total	77

Note: "Students Tested" represents individual valid test scores for English Language Arts, Mathematics and Science.



Mullica Township School District's Start Strong Fall 2022 Administrations English Language Arts – Support Levels



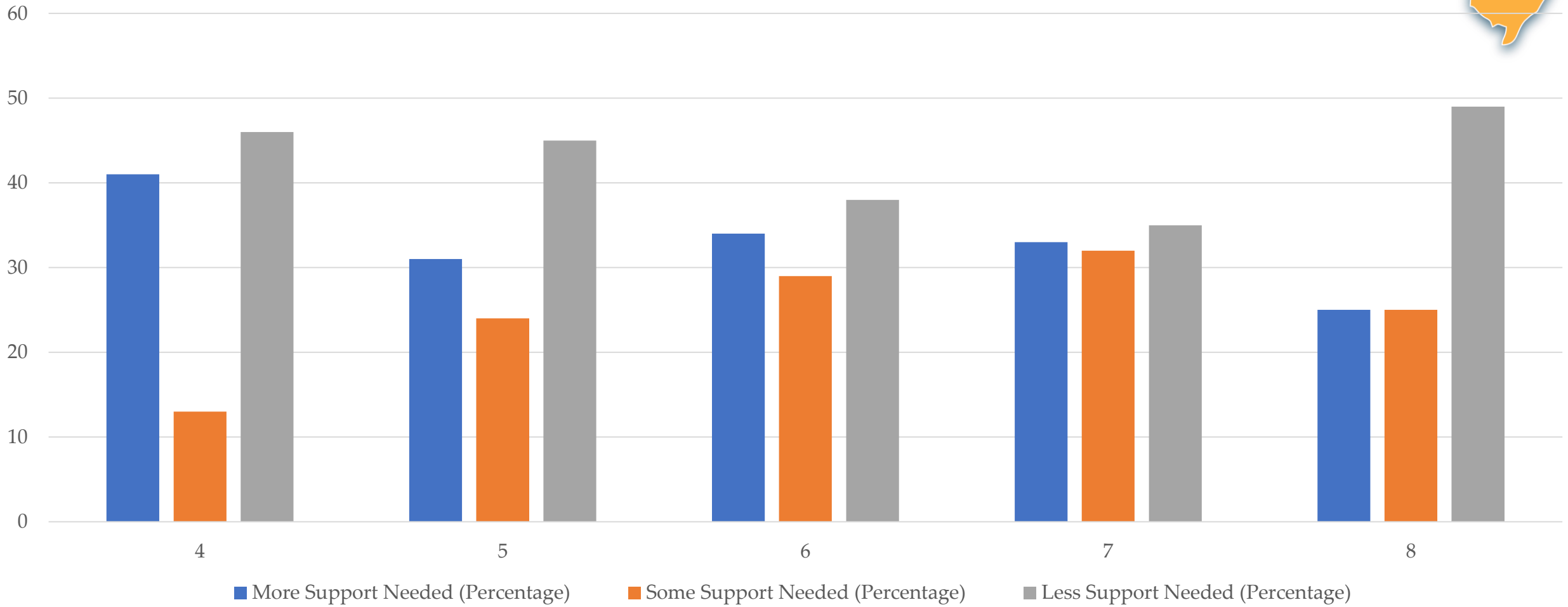
Grade	More Support Needed (Count)	More Support Needed (Percentage)	Some Support Needed (Count)	Some Support Needed (Percentage)	Less Support Needed (Count)	Less Support Needed (Percentage)
4	19	41	6	13	21	46
5	16	31	12	24	23	45
6	26	34	22	29	29	38
7	22	33	21	32	23	35
8	19	25	19	25	37	49

Note: Percentages may not total 100 due to rounding.





ELA Support Levels



Mullica Township School District's
Start Strong Fall 2022 Administrations
Mathematics – Support Levels

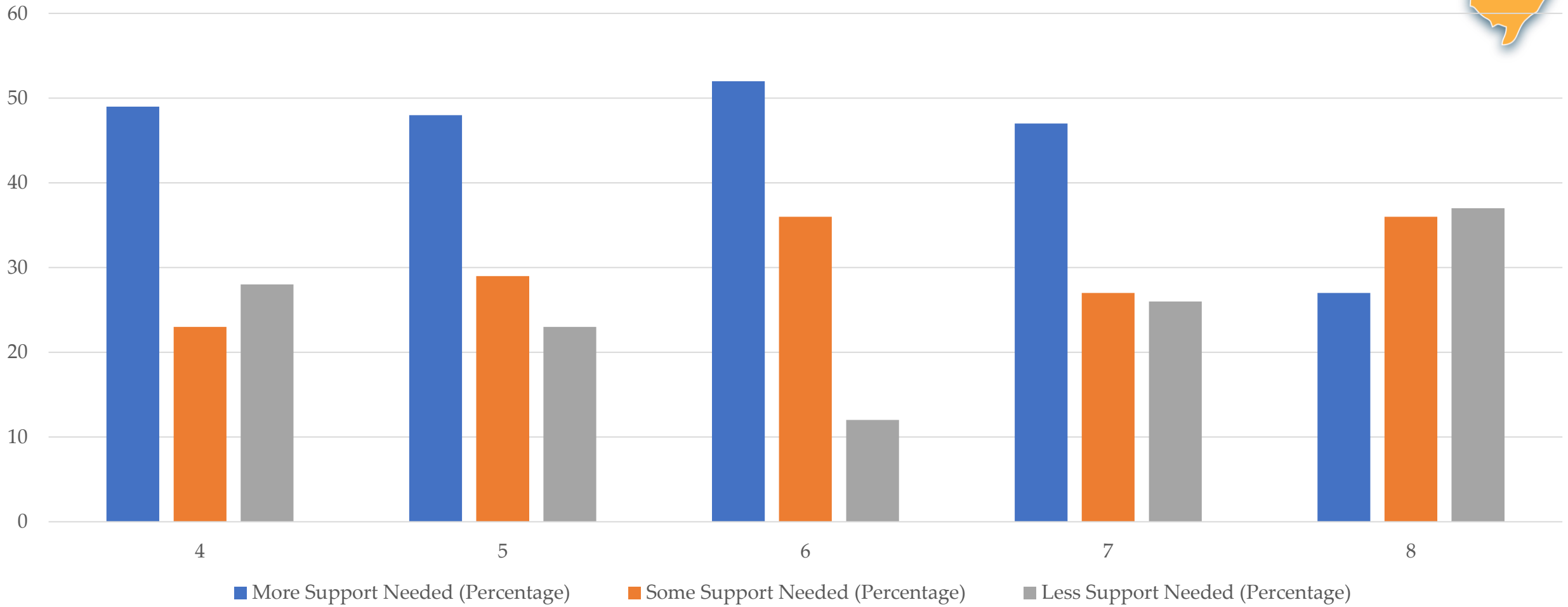


Grade	More Support Needed (Count)	More Support Needed (Percentage)	Some Support Needed (Count)	Some Support Needed (Percentage)	Less Support Needed (Count)	Less Support Needed (Percentage)
4	23	49	11	23	13	28
5	25	48	15	29	12	23
6	40	52	28	36	9	12
7	31	47	18	27	17	26
8	20	27	27	36	28	37





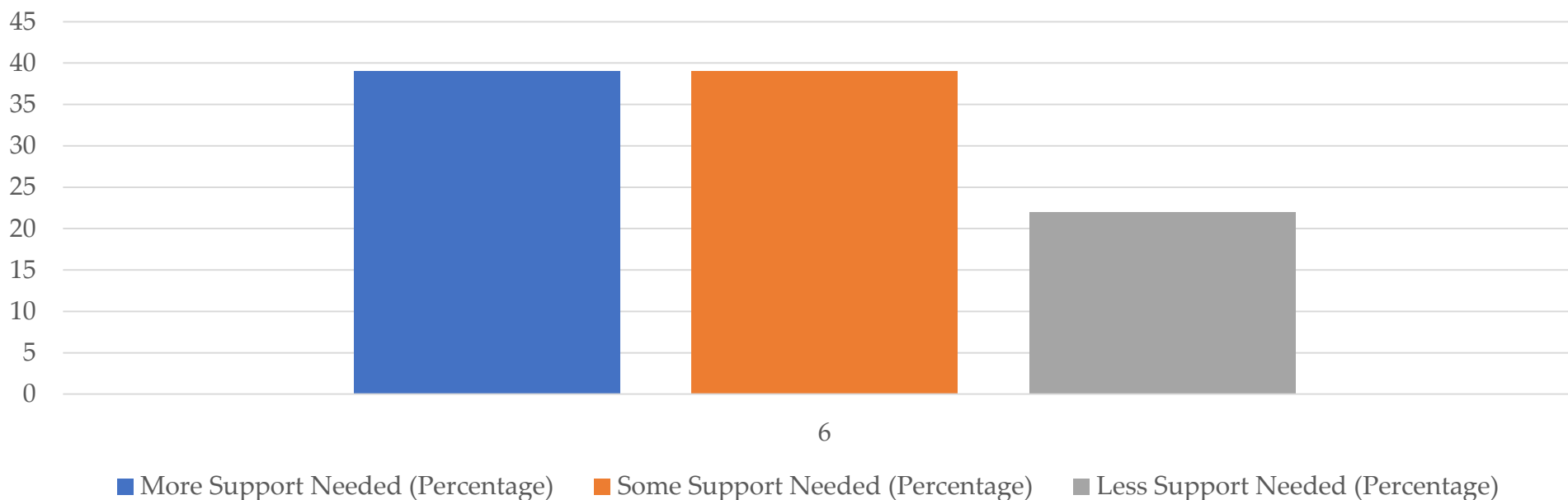
Math Support Levels



Mullica Township School District's Start Strong Fall 2022 Administrations Science — Support Levels



Grade	More Support Needed (Count)	More Support Needed (Percentage)	Some Support Needed (Count)	Some Support Needed (Percentage)	Less Support Needed (Count)	Less Support Needed (Percentage)
6	30	39	30	39	17	22



Note: Percentages may not total 100 due to rounding.



Mullica Township School District's
 Subgroup
 Start Strong Fall 2022 Administrations
English Language Arts – Percentages



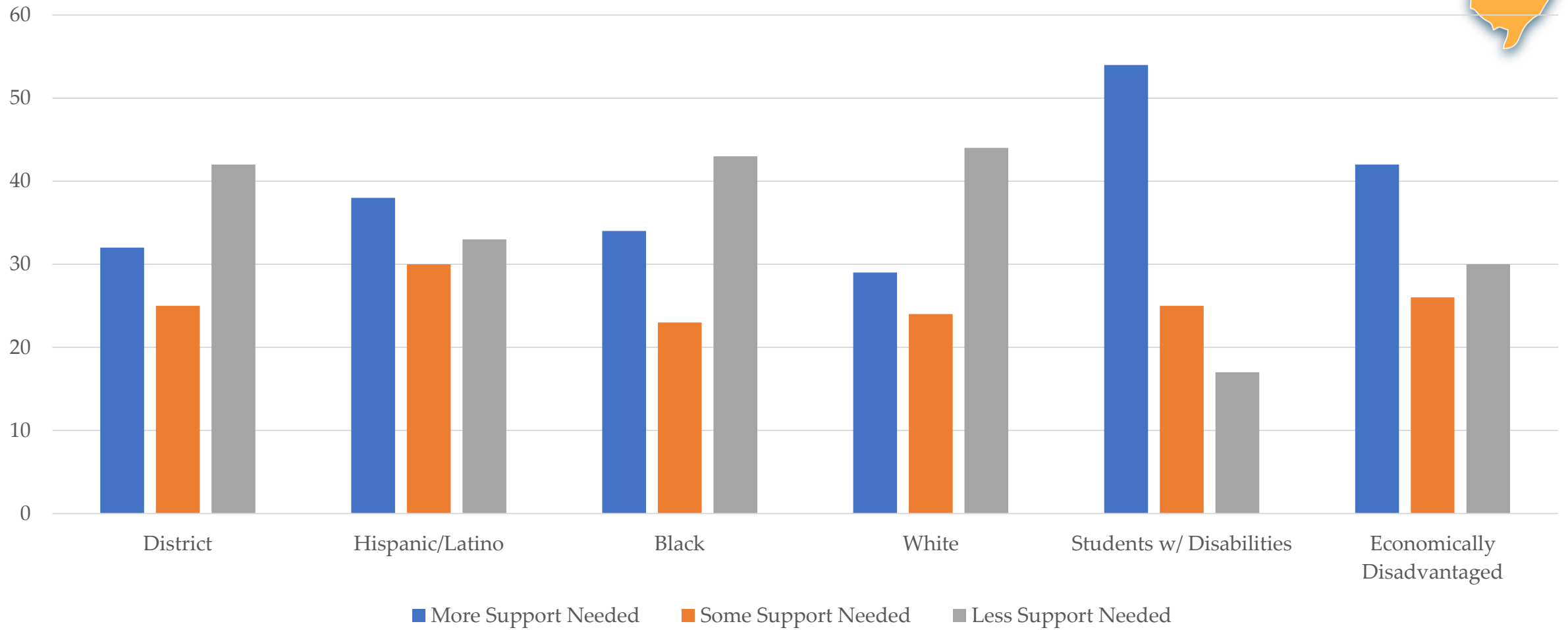
Subgroup	More Support Needed	Some Support Needed	Less Support Needed
District	32	25	42
Hispanic/Latino	38	30	33
Black	34	23	43
White	29	24	44
Students w/ Disabilities	54	25	17
Economically Disadvantaged	42	26	30

Note: Percentages may not total 100 due to rounding.





ELA – Subgroups (percentages)



Mullica Township School District's
 Subgroup
 Start Strong Fall 2022 Administrations
Mathematics – Percentages



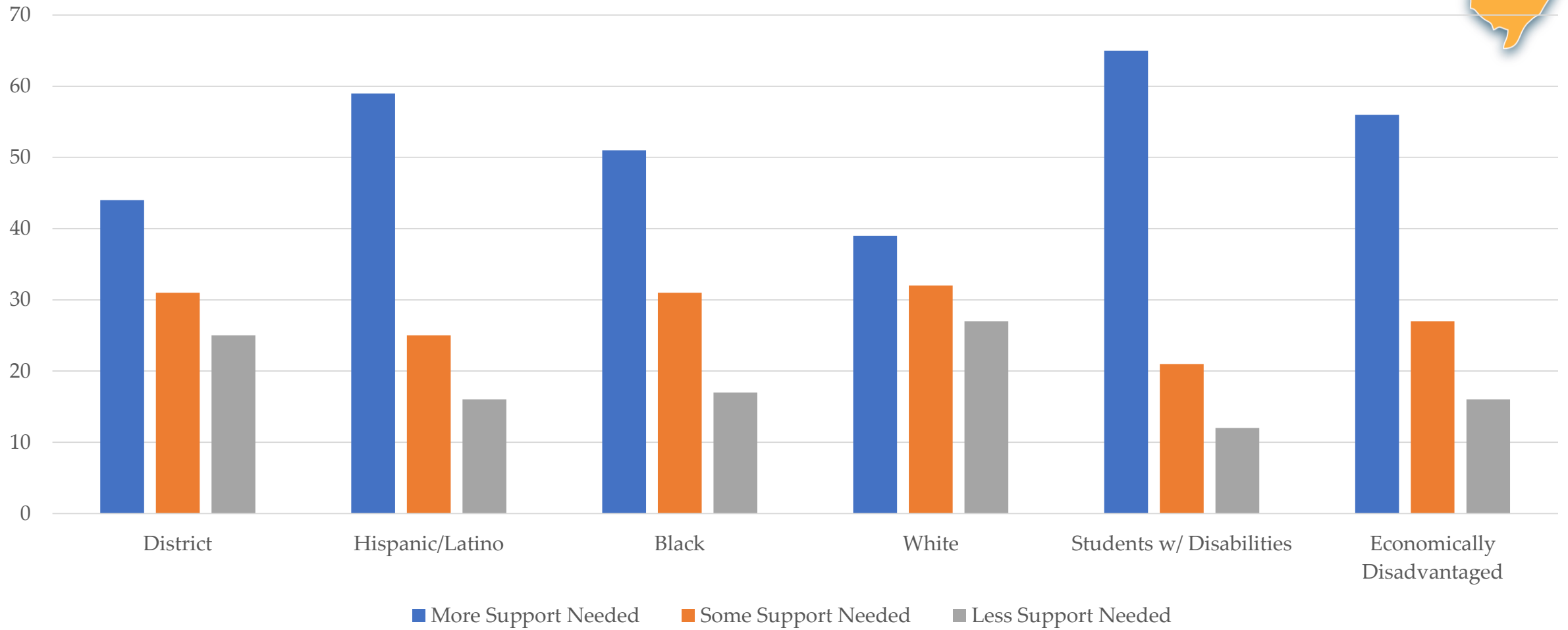
Subgroup	More Support Needed	Some Support Needed	Less Support Needed
District	44	31	25
Hispanic/Latino	59	25	16
Black	51	31	17
White	39	32	27
Students w/ Disabilities	65	21	12
Economically Disadvantaged	56	27	16

Note: Percentages may not total 100 due to rounding.





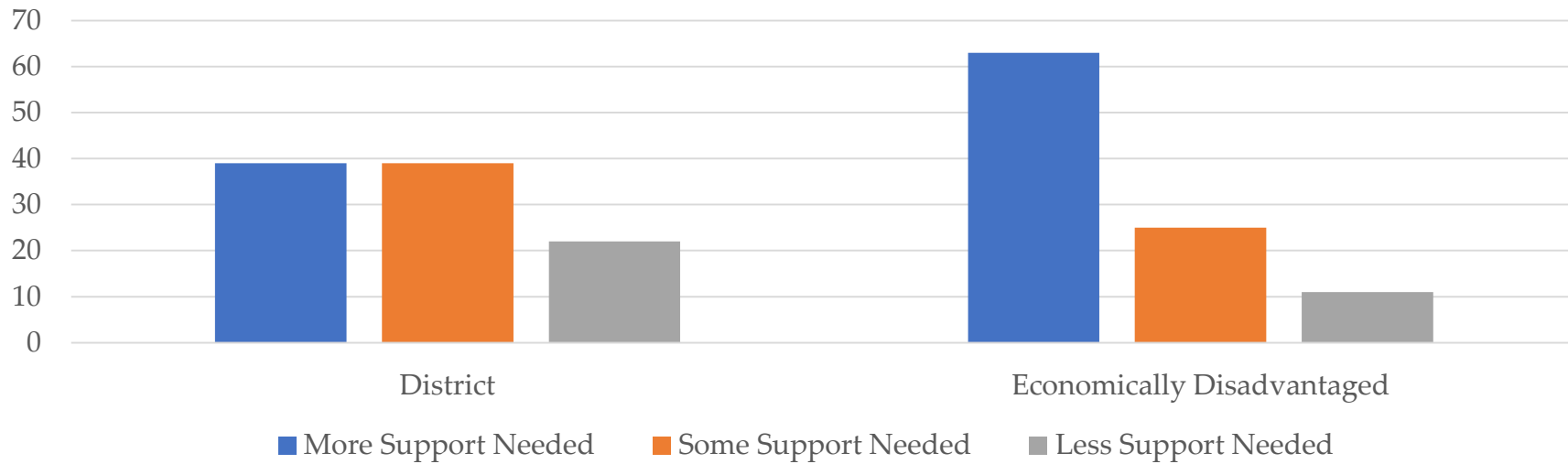
Math – Subgroups (percentages)



Mullica Township School District's
Subgroup
Start Strong Fall 2022 Administrations
Science – Percentages



Subgroup	More Support Needed	Some Support Needed	Less Support Needed
District	39	39	22
Economically Disadvantaged	63	25	11



Note: Percentages may not total 100 due to rounding.





Intervention Strategies



- Results shared with Grade Level Teams (immediately after testing - October)
- Results shared with Parents in December as required by NJDOE
- Referrals to Interventionists and Title I teachers as needed