

Mullica Township School District

2023-2024

Budget Presentation

April 26, 2023



Mission

In an effort to prepare students to be college and career ready, the mission of the Mullica Township School District is to celebrate diversity by creating an emotionally and behaviorally safe learning environment where academics and the arts are esteemed.



Middle States Association of Colleges and Schools
Commissions on Elementary and Secondary Schools

ACCREDITED

What Guides Budget Development?

- District Goals established through our Strategic Plan
- Student Academic, Social/Emotional, Behavioral, and Physical Needs
- Instructional and Non-instructional Assessment and Evaluation
- Federal and State Mandates including NJ QSAC (monitoring)
- District Fiscal Status including Budget Review and Analysis
- Stakeholder Input
- The impact of the pandemic and other societal factors
on our students and staff





4/26/2023

Budget Presentation

2023-2024 Budget Highlights

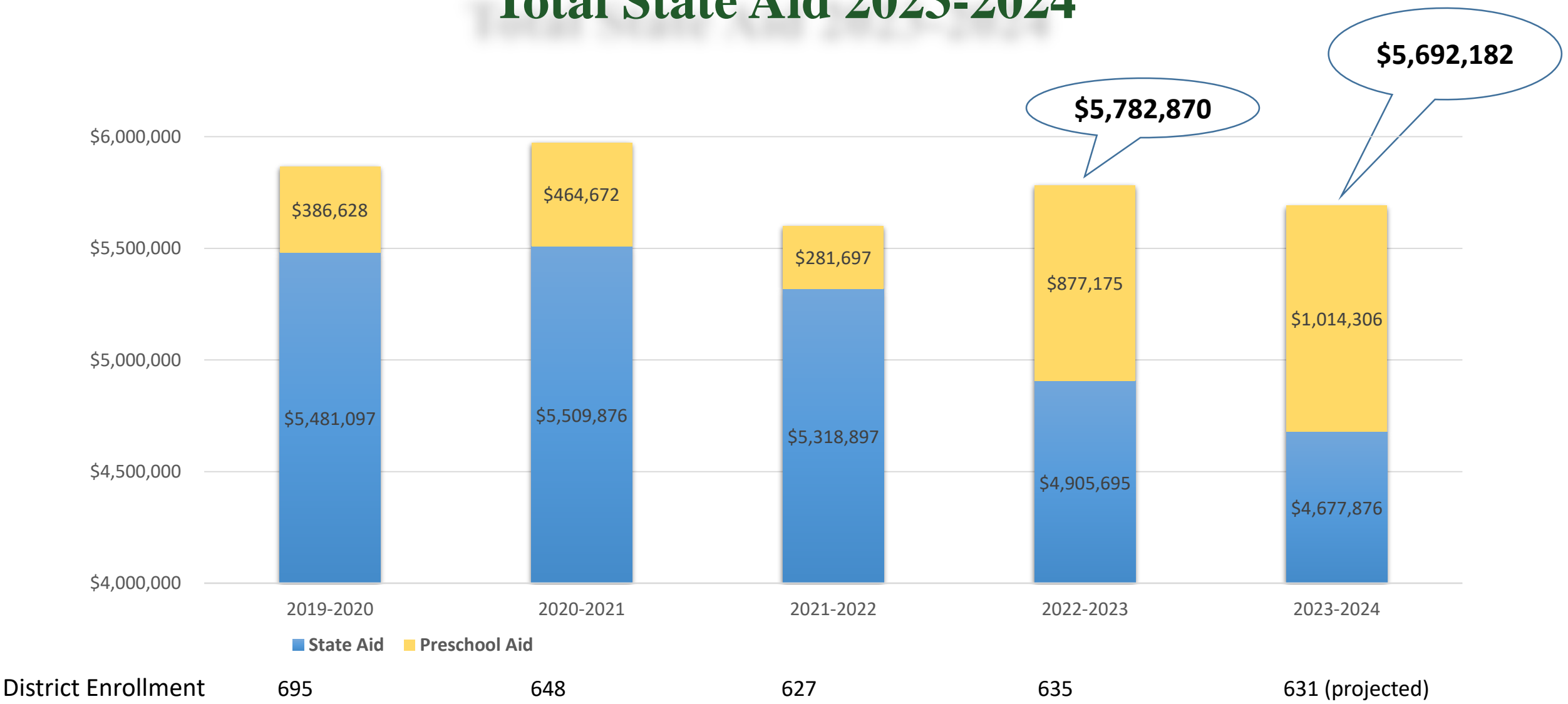
1. *Support District goals and strategic plan*
2. *Continue curriculum cycle materials*
3. *Continued emphasis on small class size*
4. *Preschool for 3 yr. old and 4 yr. old*
5. *Continuation of 1:1 Chromebooks*
6. *Maintain all existing programs & services*
7. *Summer programming for all students*
8. *AtlantiCare School Health & Wellness Specialist*
9. *Math and Reading Interventionists*
10. *Grants – HVAC, PD, programs*
11. *Facilities projects*



Mission

In an effort to prepare students to be college and career ready, the mission of the Mullica Township School District is to celebrate diversity by creating an emotionally and behaviorally safe learning environment where academics and the arts are esteemed.

Total State Aid 2023-2024



Supplemental Stabilization Aid reduced our state aid decrease to \$77,819

2023-24 General Fund Revenue

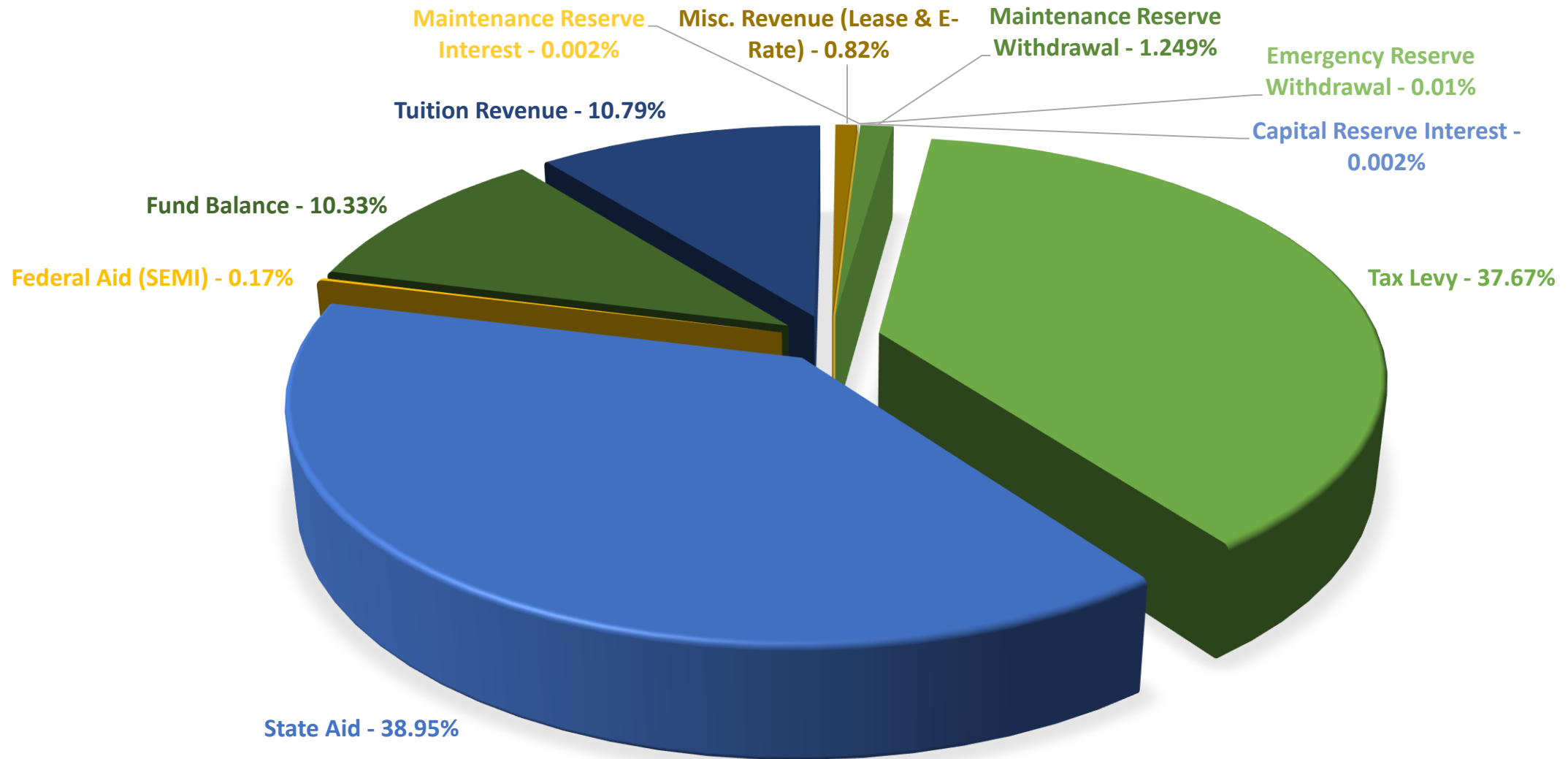


2023-2024 Budget Revenue

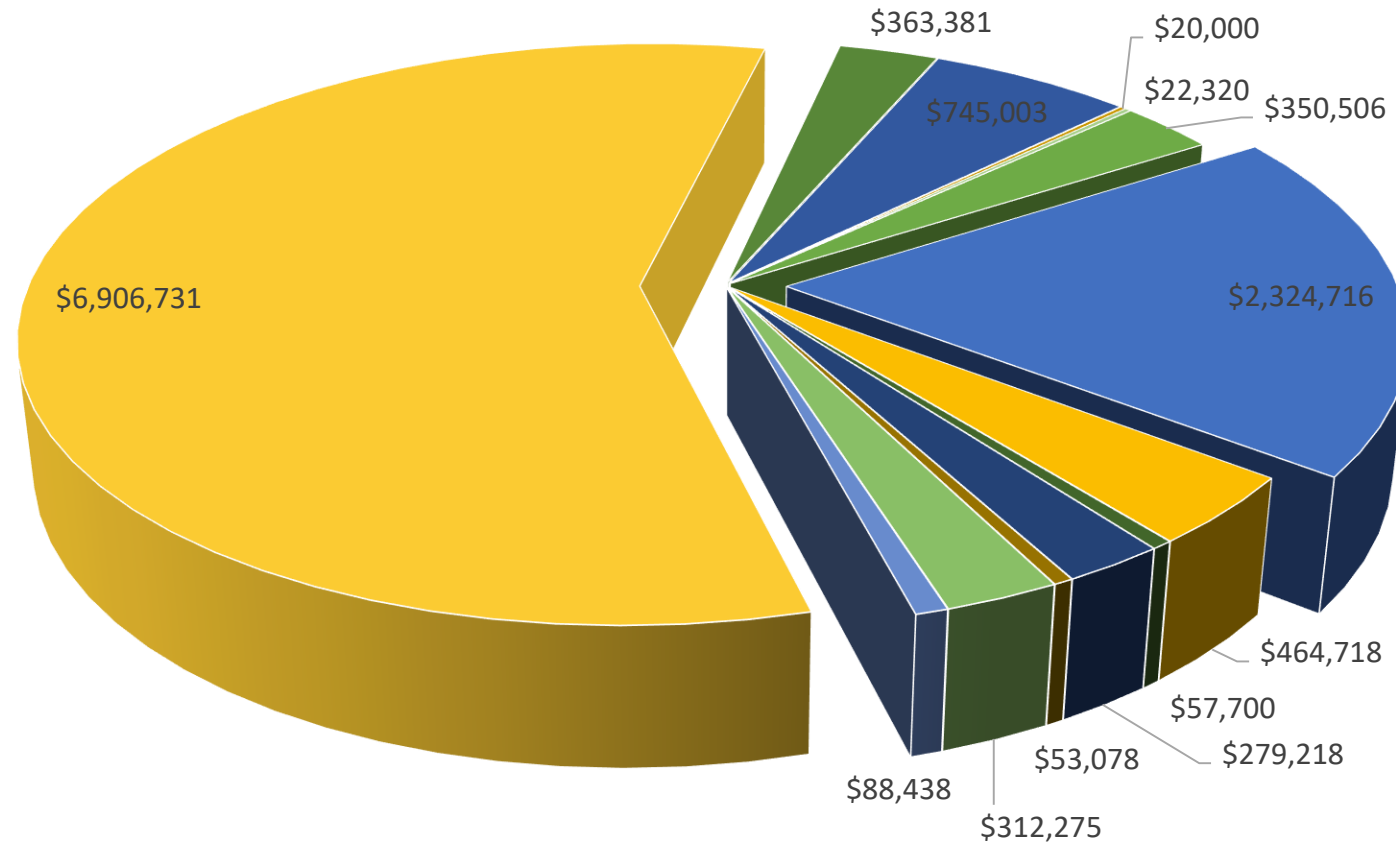
\$12,009,614

• State Aid	\$4,677,876	37.7%
• Local Taxes	\$4,524,069	39.0%

2023-24 General Fund Revenue Sources



2023-24 Expenditures – General Fund



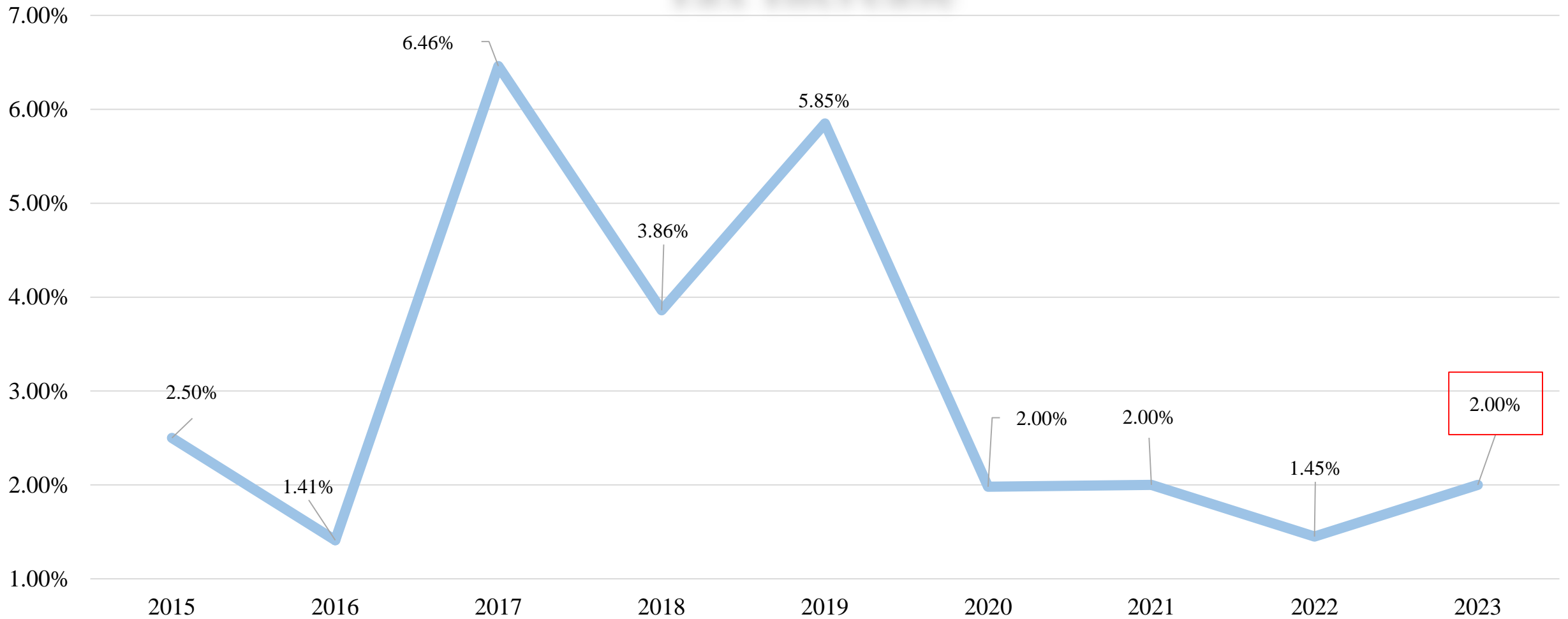
- Administration 2.9%
- Curriculum & Professional Development - 0.5%
- General Education - 2.6%
- Student Services 3.0%
- Variable 0.2%
- Benefits 19.4%
- Energy 2.3%
- Preschool Contribution 0.7%
- Transportation 6.2%
- Buildings & Grounds 3.9%
- Equipment & Debt Service 0.4%
- Salaries 57.5%
- Tuition 0.2%

2023-24 Debt Service

	2023-2024	2022-2023	2021-2022
Debt Service	\$631,572	\$642,912	\$648,616
Fund Balance	(\$1)	(\$1)	\$0
Debt Service Aid	(\$134,504)	(\$133,816)	(\$133,041)
Debt Service Tax Levy	\$497,067	\$509,095	\$515,575
Assessed Home Value	\$100,000	\$100,000	\$100,000
Debt Service Taxes	\$108.04	\$111.15	\$113.12

- **2023-2024 debt service taxes decreased by 2.4% from 2022-2023**

2023-24 General Fund Tax Increase



2023-24 Tax Impact

Projected Taxes for \$100,000 assessed home value in 2023-2024:	\$1,091.44
Taxes homeowner with \$100,000 assessed home value paid in 2022-2023:	\$1,079.56
Projected Annual difference	\$11.88
Projected Monthly Increase for \$100,000 Assessed Home:	\$0.99

All projections include general fund and debt service